

Thera
NAM Programing
User's Manual

Toshiba Proprietary
Confidential Treatment Requested

Rev 00
Apr.27, 2002

TOSHIBA CORPORATION
MOBILE COMMUNICATIONS COMPANY

NO.

TITLE: NAM Programming for Thera

REV. NO.	DATE	CONTENTS	DEP.	REVISED	APP'D	STGE.PER.
00	2002.04.27	Issued	PDA Development & Design Dept.	Y.Tanaka		

NO.

Table of contents

1.	PURPOSE OF DOCUMENT.....	4
2.	ADDING OF "ADVANCED" MENU	4
3.	OPENING OF "MODEM CONFIGURATION" SCREEN.....	4
4.	PROGRAMMING OF NAM PARAMETERS.....	5

1. Purpose of document

The purpose of this document is to explain how to program NAM information.
In the sake, you need to add “Advanced” menu that displays debug information.
And you need to open “Modem Configuration” screen.
In addition, this document explains about them.

2. Adding of “Advanced” menu



Open the software keyboard.
And input “Ctrl” + “d”.



Input user password.
It is set as “##debug” now.
And push “OK” button.

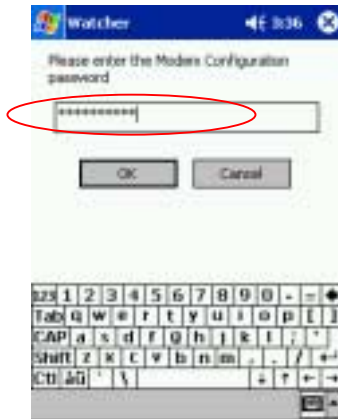


Check that the “Advanced”
menu is added.

3. Opening of “Modem Configuration” screen



Select “Modem Configuration...”.



Input the “nozirevpst” (Verizon
back word + pst).
And push “OK” button.



Input the Service Programming
Code(SPC).
And push “OK” button.



Modem Configuration
Screen opened.

4. Programming of NAM Parameters

You can set following parameters in the “Modem Configuration” Screen.

Selecting “Modem Settings” Tab, you can set following.
“Slot Cycle Index”

Selecting “CDMA” Tab, you can set following.
“MCC”

“MNC” (“11_12” means MNC on the screen)

“IMSI_M_S” (“IMSI_S” means IMSI_M_S on the screen)

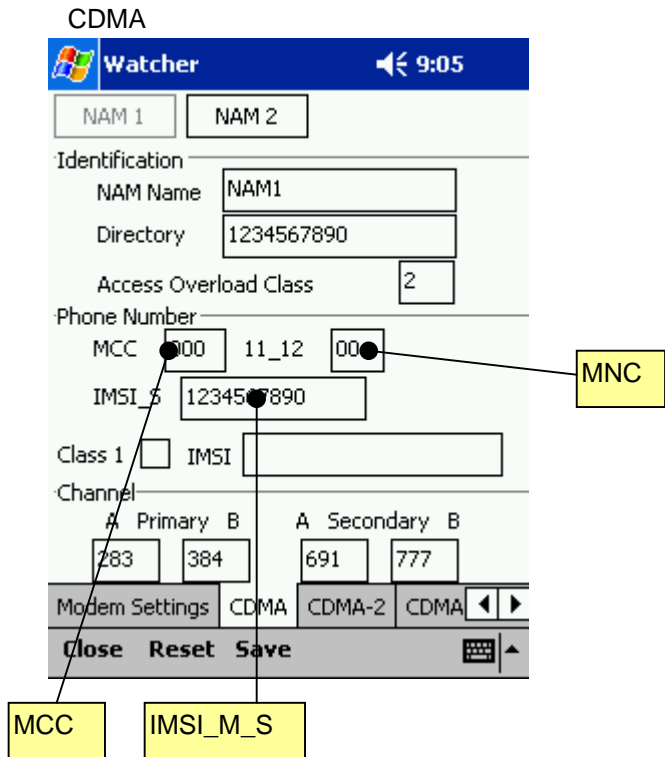
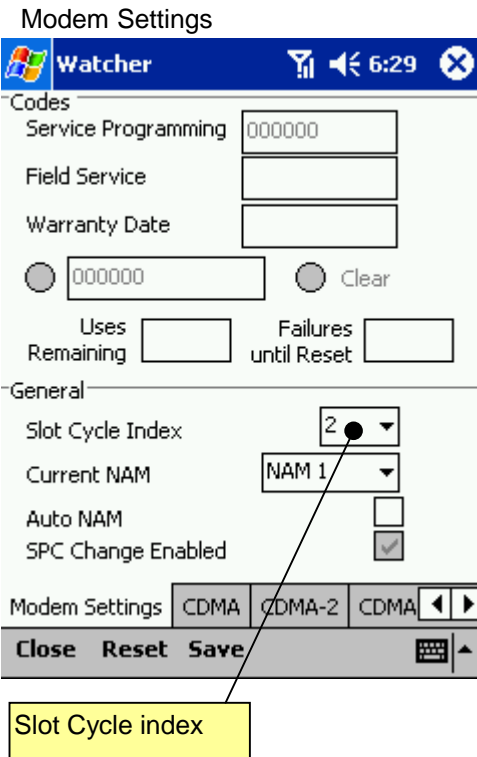
Selecting “CDMA-2” Tab, you can set following.

“MDN” (“Directory” means MDN on the screen)

“Access Overload Class”

“Home SID”

You need to select “Save” menu, when you save your changes.



CDMA-2

NAM 1 NAM 2

-Identification

NAM Name: NAM1

Directory: 1334567890

Access Overload Class: 2

Home SID/NID		Terminated Registration	
SID	NID	Home SID	
2	65535	<input checked="" type="checkbox"/>	
0	65535	<input checked="" type="checkbox"/>	Foreign SID
0	65535	<input checked="" type="checkbox"/>	Foreign NID
0	65535		
0	65535		

Modem Settings: CDMA CDMA-2 CDMA

Close Reset Save

SID: 2 NID: 65535

OK Cancel